

IoPP TPC - Small Parcel Delivery Simulation Testing Survey

IoPP Transport Packaging Committee
Survey Presentation

March 26, 2015

IoPP TPC - Small Parcel Delivery Simulation Testing Survey



Survey Team:

Robert Egan, Senior Packaging Engineer, VANCIVE Medical Technologies

William Green, Senior Technical Staff Member Packaging Technology, IBM

Patrick Laurie, CPP, Manager Packaging Engineering, BISSELL Homecare, Inc.

Kelly Murosky, R&D Packaging Development Engineer, KEURIG Green Mountain

Mark Reynolds, CPP, Staff Packaging Engineer, Schneider Electric

With support from:

A.J. Gruber, *Executive Vice President, ISTA*

IoPP TPC - Small Parcel Delivery Simulation Testing Survey



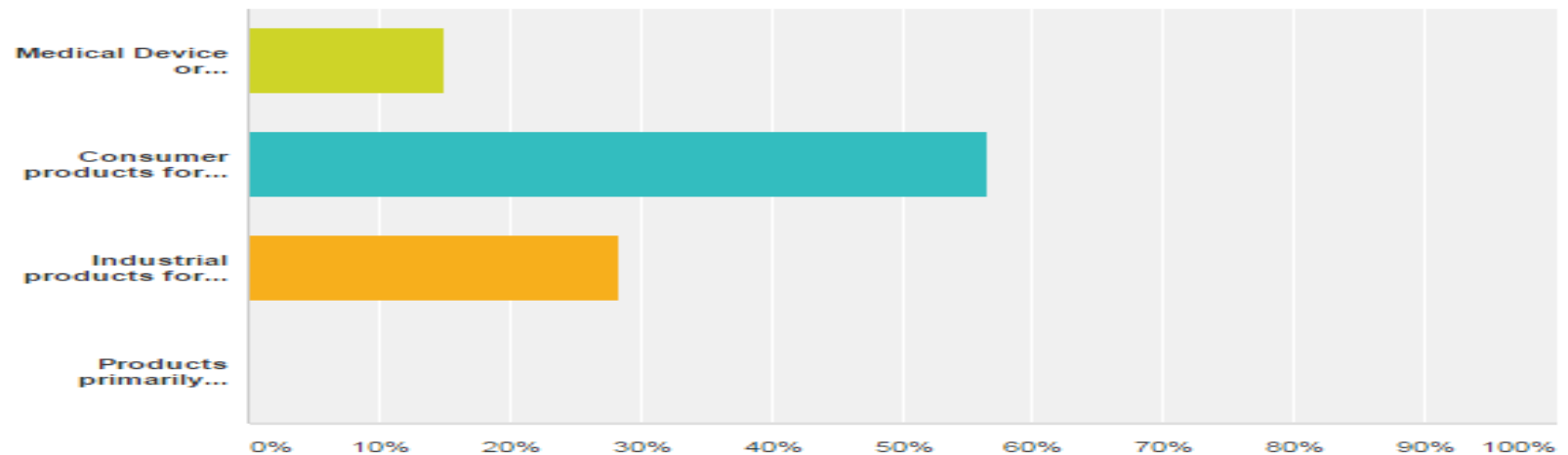
- Survey was distributed to TPC Roster
- 21% of those surveyed responded (54 out of 257)
- Responses received over a 3-week period

IoPP TPC - Small Parcel Delivery Simulation Testing Survey

Question 1

Which best describes the type of products your company manufactures or sells?

Answered: 53 Skipped: 1



Answer Choices	Responses	
Medical Device or Pharmaceutical	15.09%	8
Consumer products for retail sale (even if you use a distributor)	56.60%	30
Industrial products for non-retail sale	28.30%	15
Products primarily offered via the internet	0.00%	0
Total		53

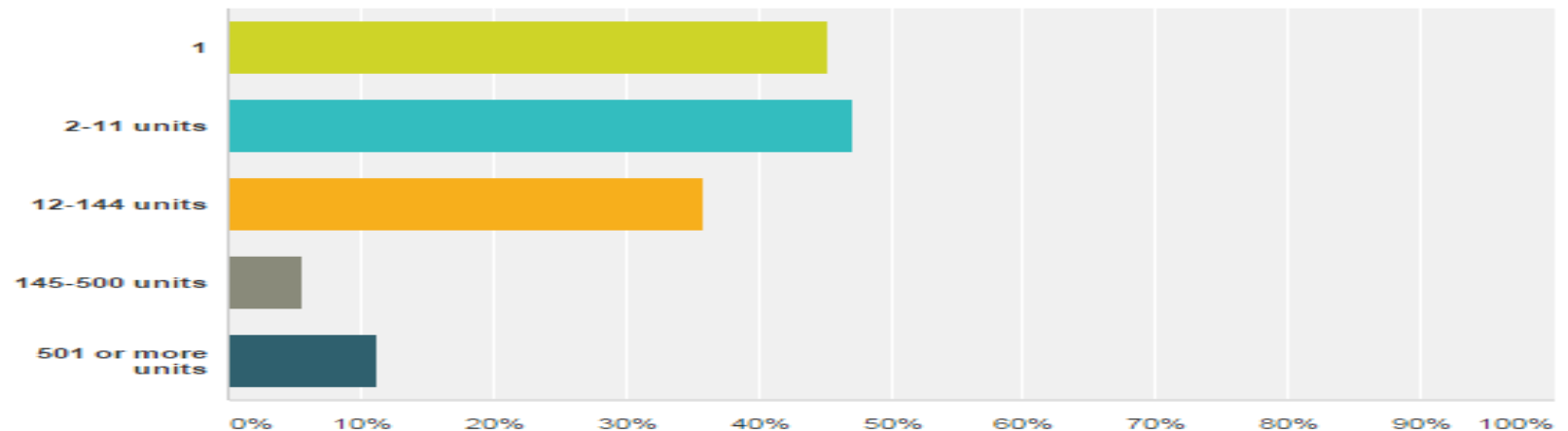
[Comments \(10\)](#)

IoPP TPC - Small Parcel Delivery Simulation Testing Survey

Question 2

How many units are typically packed in the small parcel shipping containers you manufacture, sell, or distribute? (check all that apply)

Answered: 53 Skipped: 1



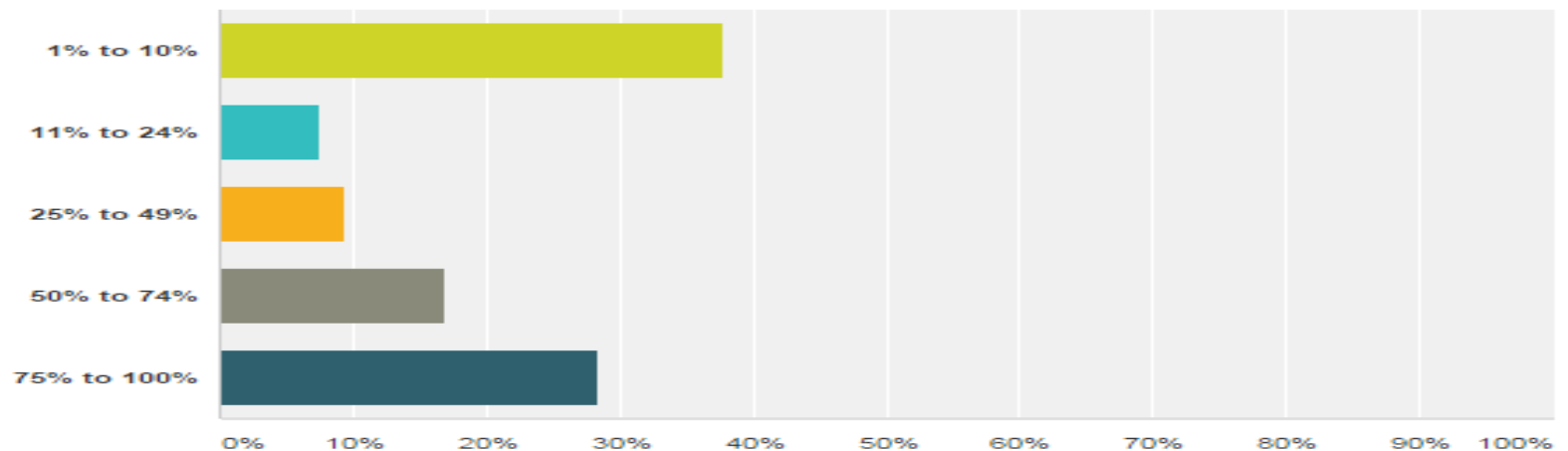
Answer Choices	Responses	
1	45.28%	24
2-11 units	47.17%	25
12-144 units	35.85%	19
145-500 units	5.66%	3
501 or more units	11.32%	6
Total Respondents: 53		

IoPP TPC - Small Parcel Delivery Simulation Testing Survey

Question 3

Approximately what percent of your small parcel products (products you ship via UPS, FedEx, DHL, or equivalent service) have you tested or intend to test?

Answered: 53 Skipped: 1



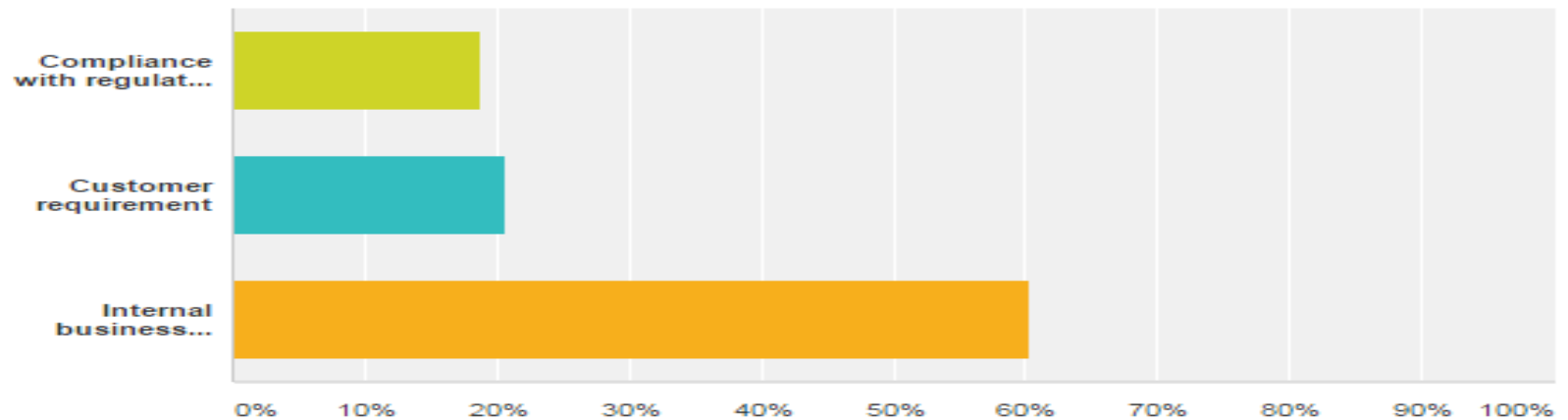
Answer Choices	Responses
1% to 10%	37.74% 20
11% to 24%	7.55% 4
25% to 49%	9.43% 5
50% to 74%	16.98% 9
75% to 100%	28.30% 15
Total	53

IoPP TPC - Small Parcel Delivery Simulation Testing Survey

Question 4

Which best describes the primary reason your company conducts transportation simulation testing?

Answered: 53 Skipped: 1



Answer Choices	Responses	
Compliance with regulatory requirements	18.87%	10
Customer requirement	20.75%	11
Internal business requirement	60.38%	32
Total		53

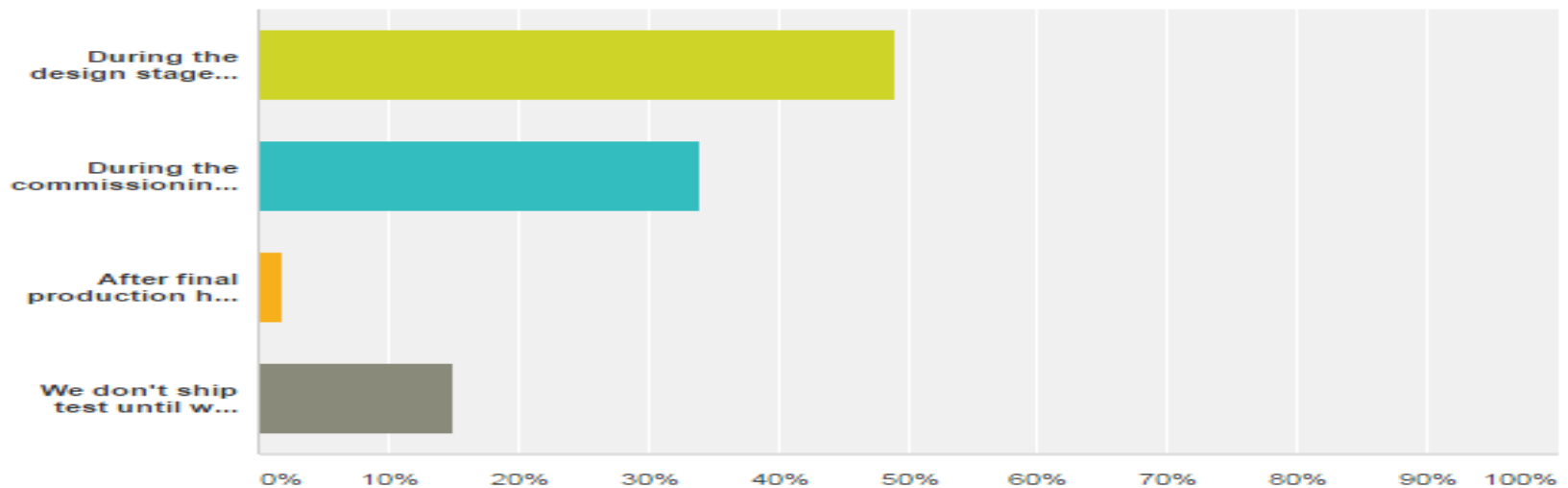
[Comments \(9\)](#)

IoPP TPC - Small Parcel Delivery Simulation Testing Survey

Question 5

When does your company usually initiate testing?

Answered: 53 Skipped: 1



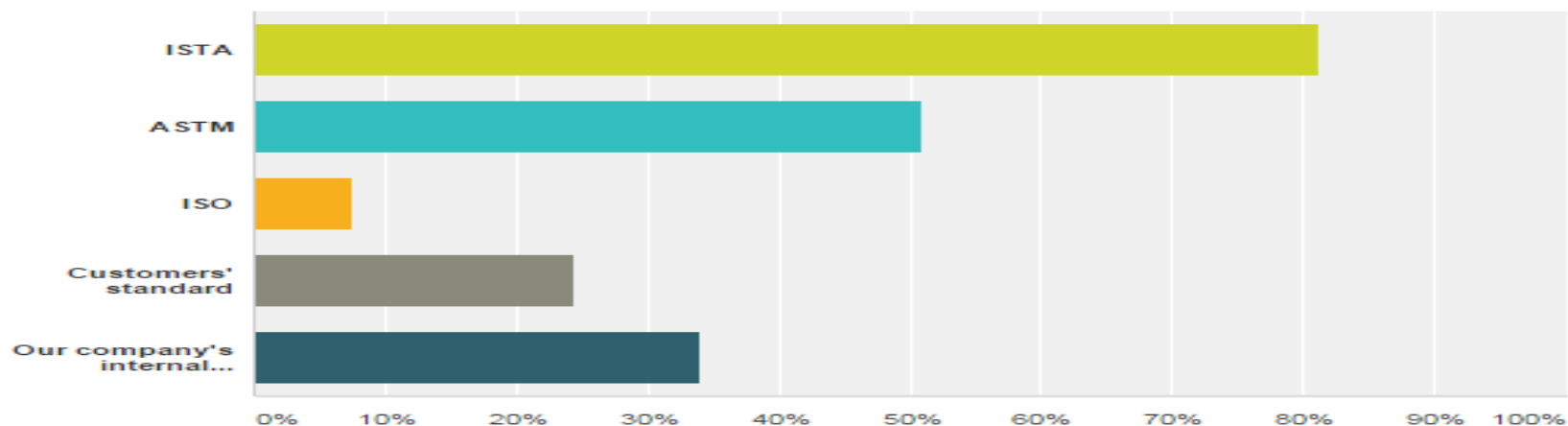
Answer Choices	Responses	
During the design stage and before the final design is approved	49.06%	26
During the commissioning stage/production trial of the design	33.96%	18
After final production has started and the new product has begun shipping	1.89%	1
We don't ship test until we see a problem	15.09%	8
Total		53

IoPP TPC - Small Parcel Delivery Simulation Testing Survey

Question 6

Which standards group do you use as a guide for small parcel testing? (check all that apply)

Answered: 53 Skipped: 1



Answer Choices	Responses	
ISTA	81.13%	43
ASTM	50.94%	27
ISO	7.55%	4
Customers' standard	24.53%	13
Our company's internal standard	33.96%	18
Total Respondents: 53		

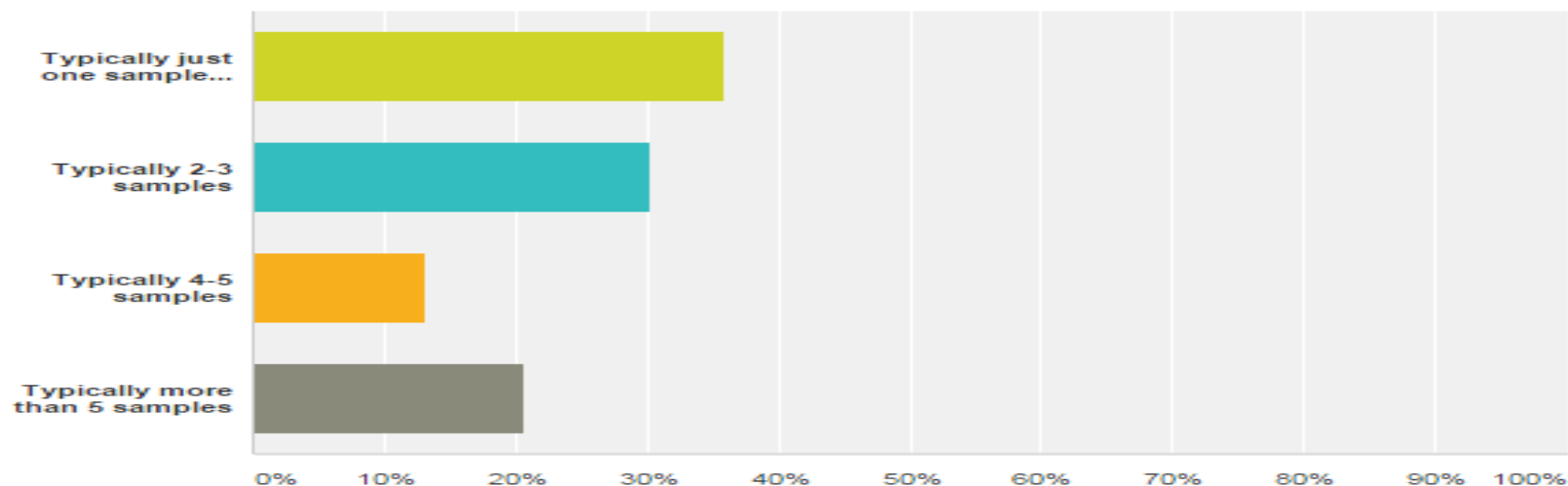
Comments (5)

IoPP TPC - Small Parcel Delivery Simulation Testing Survey

Question 7

On the average, how many replicate samples (packaged-products) do you typically test?

Answered: 53 Skipped: 1



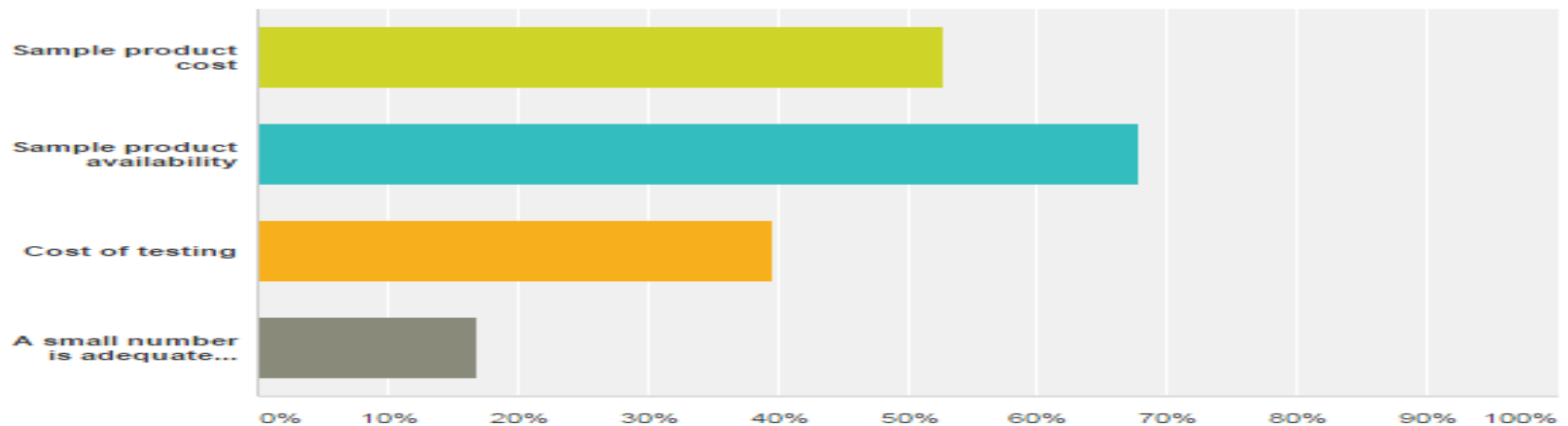
Answer Choices	Responses	
Typically just one sample tested	35.85%	19
Typically 2-3 samples	30.19%	16
Typically 4-5 samples	13.21%	7
Typically more than 5 samples	20.75%	11
Total		53

IoPP TPC - Small Parcel Delivery Simulation Testing Survey

Question 8

If you were asked to justify why you limit your test to the number above, which factors would your rationale include? (check all that apply)

Answered: 53 Skipped: 1



Answer Choices	Responses
Sample product cost	52.83% 28
Sample product availability	67.92% 36
Cost of testing	39.62% 21
A small number is adequate because many units are packed in each shipping container and the contents of the shipper is our main concern not the shipping container itself.	16.98% 9
Total Respondents: 53	

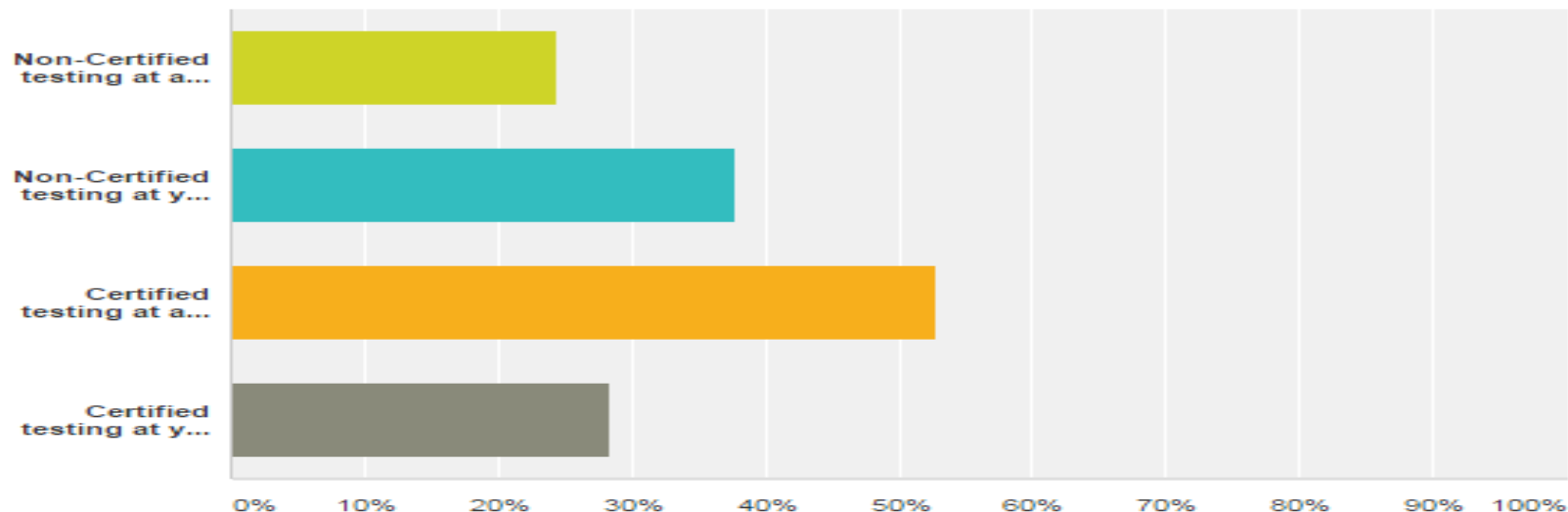
[Comments \(9\)](#)

IoPP TPC - Small Parcel Delivery Simulation Testing Survey

Question 9

Which best describes your testing? (check all that apply)

Answered: 53 Skipped: 1



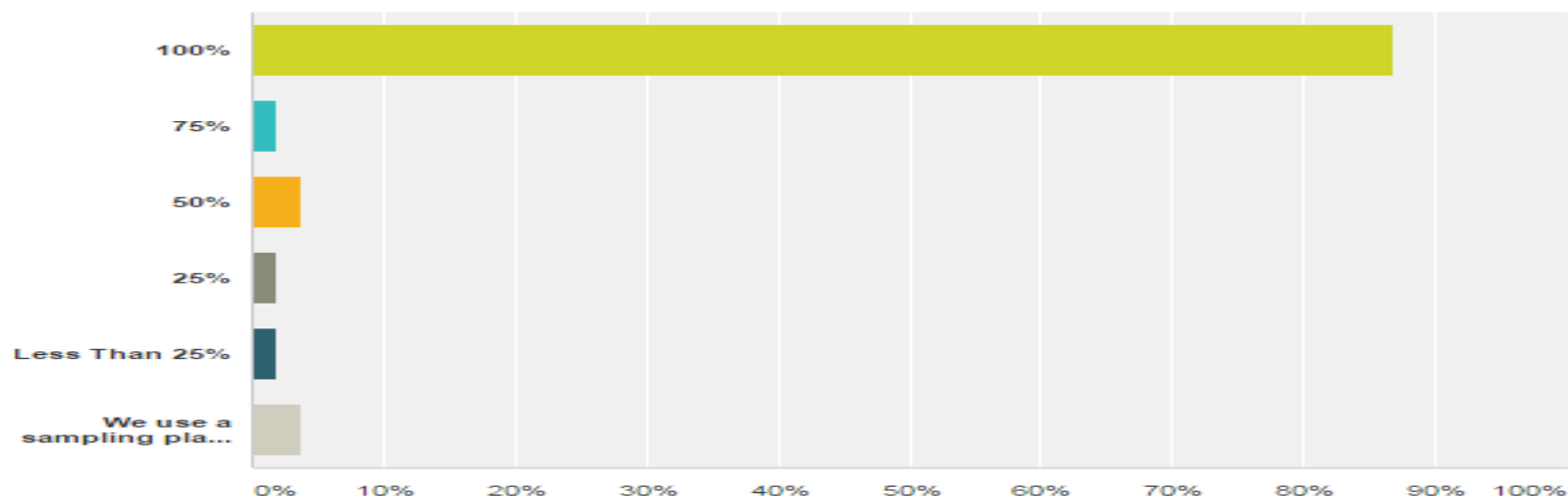
Answer Choices	Responses	
Non-Certified testing at an outside test lab	24.53%	13
Non-Certified testing at your company's test facility	37.74%	20
Certified testing at an outside test lab	52.83%	28
Certified testing at your company's test facility	28.30%	15
Total Respondents: 53		

IoPP TPC - Small Parcel Delivery Simulation Testing Survey

Question 10

After testing the package design, what percentage of the units contained within the package do you inspect?

Answered: 53 Skipped: 1



Answer Choices	Responses	
100%	86.79%	46
75%	1.89%	1
50%	3.77%	2
25%	1.89%	1
Less Than 25%	1.89%	1
We use a sampling plan standard (for example: ANSI/ASQC Z1.4-2008)	3.77%	2
Total	53	

IoPP TPC - Small Parcel Delivery Simulation Testing Survey

Question 11

If you indicated in the question above that you use a sampling plan standard (example: ANSI/ASQC Z1.4-2008), please indicate or describe the sampling plan standard that you use. If not, indicate NA in the test box below.

Answered: 53 Skipped: 1

IoPP TPC - Small Parcel Delivery Simulation Testing Survey



Question 12

**If you are willing to discuss this topic, with
a representative of the survey team, please
complete the information below.**

Answered: 27 Skipped: 27

27 out of 54 Respondents indicated they'd
be willing to discuss the survey further.

IoPP TPC - Small Parcel Delivery Simulation Testing Survey

